

## My Bilingual Stele – Writing as in Ancient Anatolia

### 1. Introduction (10 minutes)

With visual support:

- Show a real bilingual stele or monument (Karatepe or LW 1).
- Explain: "Steles were used to commemorate events, people, offerings to the gods... and they were often bilingual because people spoke different languages!"

### 2. Choose Your Message

Offer 3-4 simple pre-translated phrases to choose from, such as:

- "I am [Name], son/daughter of [Name]"
- "This stele is for the god of writing"
- "May no one harm this monument!"
- "Peace to my family"

The phrases should be short, emotional, evocative. Everyone can add their own name.

### 3. Write in English

Provide a "stele-shaped" cardstock (A4 cut into a rectangular shape, with a decorative stone-like border).

- First line: the phrase in English
- Optional personal drawing (a figure, symbol, sacred animal)

### 4. Translate into an Anatolian Language!

Participants choose the ancient language from:

- Lydian
- Hieroglyphic Luwian

Provide:

- A writing sheet (one per language) + basic glossary with words already "encoded," which they just need to copy

### 5. Build Your Stele

Participants:

- Decorate their own "stele" (border, Anatolian symbols, sacred animals, sun, stars, etc.)
- Write the bilingual text, one line in English, one in the ancient language

- Each participant can take home a "SCRIBE" badge with the CAnCAn project logo written underneath.

## 6. Educational Value

- Introduces the idea of language as identity
- Shows linguistic coexistence in ancient Anatolia
- Develops manual, visual, linguistic skills
- Stimulates intercultural thinking and the fascination of decipherment

## 7. Materials

Material	Quantity/Details
"Stele-shaped" cardstock	A4, pre-cut, preferably beige/gray
Alphabet sheets	One for each language (Lydian and Hieroglyphic Luwian)
Guide phrases	In English + version already transliterated in both languages
Markers, pencils, colored pencils	
Illustrated mini-glossary	Graphemes with translation/transliteration
"SCRIBE" reward badges	Printed and cut cardstock

# WRITING SYSTEM OF THE LYDIAN LANGUAGE

## ALPHABET

A	Α	J	Ι	S	Σ
B	Β	K	Κ	T	Τ
C	Γ	L	Λ	U	Υ
D	Δ	M	Μ	V	Ϝ
E	Ε	N	Ν	W	ϝ
F	Ϝ	O	Ο	X	ΣΚ
G	Ϟ	P	Ρ	Y	Ϡ
H		Q	Ϟ	Z	↑
I	Ι	R	Ϟ		

## EXAMPLE SENTENCES

A sound between 'L' and 'Y'	Υ
final NG, as in 'eating'	Ϟ
SH as in 'show'	Ϟ
CH and J	Ξ
AN	Μ
EN	Υ

I (am) NAME, son of NAME




























































ϞΙΙ ----- ΣΑϞΟϞ ----- ΥΜΑ

This stele (is) for the gods of inscriptions





ΣΥΜΙΑϞ ϞΙΙ↑ ΙΥϞΥ ΤϞϞ

# WRITING SYSTEM OF THE LUWIAN LANGUAGE


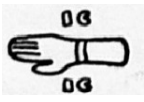



## SYLLABARY (adapted for writing English)

<b>A</b> 	<div>JA</div> <div>JE/JI</div> <div>JO/JU</div> <div>J</div>   	<div>SA</div> <div>SE/SI</div> <div>SO/SU</div> <div>S</div>   
<div>BA</div> <div>BE/BI</div> <div>BO/BU</div> <div>B</div>   	<div>KA</div> <div>KE/KI</div> <div>KO/KU</div> <div>K</div>   	<div>TA</div> <div>TE/TI</div> <div>TO/TU</div> <div>T</div>   
<div>CA</div> <div>(KE/KI)</div> <div>CO/CU</div> <div>C</div>   	<div>LA</div> <div>LE/LI</div> <div>LO/LU</div> <div>L</div>   	<div>U</div> 
<div>DA</div> <div>DE/DI</div> <div>DO/DU</div> <div>D</div>   	<div>MA</div> <div>ME/MI</div> <div>MO/MU</div> <div>M</div>   	<div>V</div> 
<b>E</b> 	<div>NA</div> <div>NE/NI</div> <div>NO/NU</div> <div>N</div>   	<div>W</div> 
<b>F</b> 	<div>O</div> 	<div>X</div>    
<div>GA</div> <div>GE/GI</div> <div>GO/GU</div> <div>G</div>   	<div>PA</div> <div>PE/PI</div> <div>PO/PU</div> <div>P</div>   	<div>Y</div> 
<div>HA</div> <div>HE/HI</div> <div>HO/HU</div> <div>H</div>   	<div>QU</div> 	<div>ZA</div> <div>ZE/ZI</div> <div>ZO/ZU</div> <div>Z</div>   
<b>I</b> 	<div>RA</div> <div>RE/RI</div> <div>RO/RU</div> <div>R</div>   	


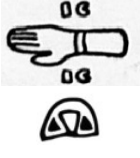
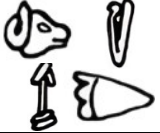
**SPECIAL SOUNDS**

SH as in 'shoe'			
CH, J and soft G	CHA	CHE/CHI	CHO/CHU
	JA	JE/JI	JO/JU
			

**BASIC VOCAB**

	I, ME
	SON/DAUGHTER
	GO, COME
	CITY
	DOG

**EXAMPLE SENTENCES**

I am NAME, son/daughter of NAME			
→		<div>NAME</div>	 <div>NAME</div>
My dog's name is NAME			
	<div>NAME</div>		←